



L-STONE

The lightweight 'stone'

L-stones are the effective solution whenever there's a transition from one terrain to another. Especially good for borders, slopes, pools, ponds, walkways, steps and patios, their lighter weight gives them many advantages over heavy concrete equivalents.

Material:

Recycled Plastic

Surface:

Structured, grained

Version:


Top edge bevelled on one side
Without reinforcement
Strengthened in angle
Wall thickness 4.5 cm

Advantages:

Low weight (approx. 2/3 lighter than concrete)
Installable without heavy equipment
Weather-proof
Installation of curves with L-stones is possible

Load class:

Loadcase 5 KN/m²

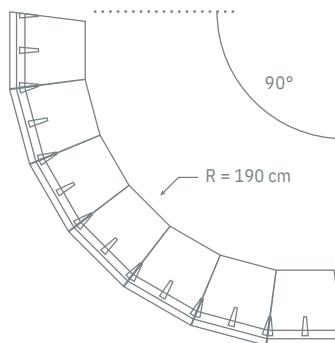


Grey Brown Black



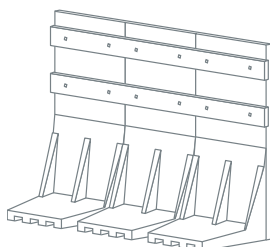
INSTALLATION OF CURVES WITH L-STONES

Installation of curves is possible using 7 standard L-stones



SCHEMATICAL INSTALLATION

To ensure an installation in true alignment, we recommend to screw L-stones to each other using our 3 x 10 x 280 cm board profile according to the installation recommendation.



TECHNICAL DATA

50.0 x 50.0 cm						
Colour	Height (cm)	Weight (approx. kg)	Order No	Qty/Pal	Weight/Pal (approx. kg)	Dimensions/Pal (cm)
■ Grey	55.0	28.6	LG 5050 055	16	483	120 x 100 x 125
■ Grey	80.0	36.7	LG 5050 080	8	319	120 x 100 x 95
■ Grey	105.0	42.2	LG 5050 105	8	363	120 x 100 x 125
■ Brown	55.0	28.6	LB 5050 055	16	483	120 x 100 x 125
■ Brown	80.0	36.7	LB 5050 080	8	319	120 x 100 x 95
■ Brown	105.0	42.2	LB 5050 105	8	363	120 x 100 x 125
■ Black	55.0	28.6	LS 5050 055	16	483	120 x 100 x 125
■ Black	80.0	36.7	LS 5050 080	8	319	120 x 100 x 95
■ Black	105.0	42.2	LS 5050 105	8	363	120 x 100 x 125

Packaging units are intended for information only. There are no order requirements.

